

Land Pattern for 8 pin GQFN (3.23 x 3.28 x 0.55 mm) Package

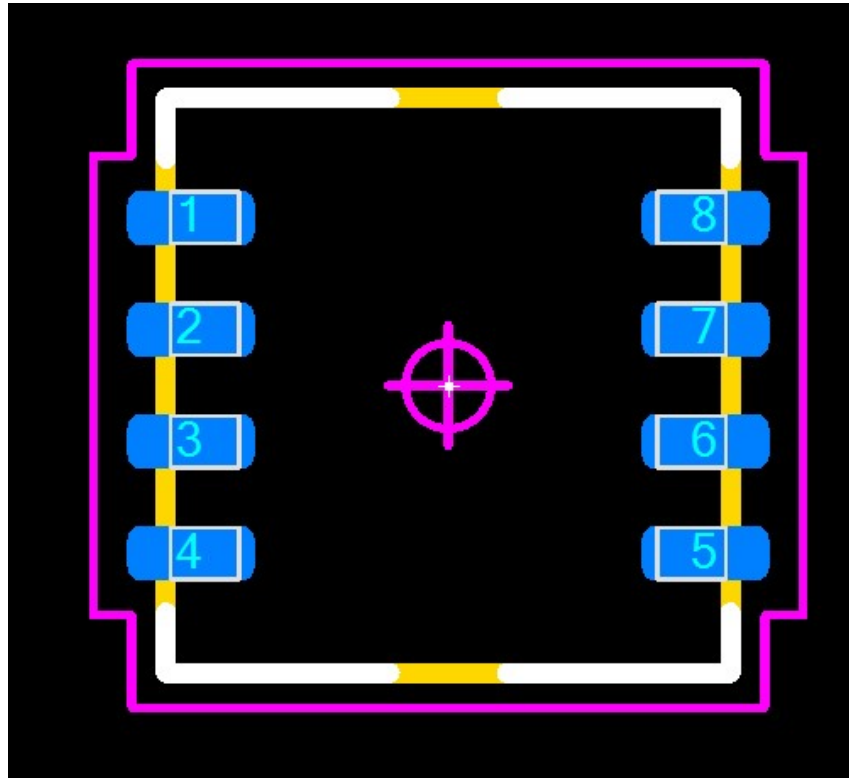



Figure 1

Component Terminal Rules Drafting Footprint

Dimensions Settings 3D Colors

Lead Shape: Rectangle

Pitch (e): 0.65

	D	E	Count
Pins		4	8

Set tab stops for: Nom/Tol Min/Max Req'd.

Ref.	Nom	- Tol	+ Tol	Min	Max
A	0.50	-0.05	0.05	0.45*	0.55*
b	0.30	-0.05	0.05	0.25*	0.35*
D	3.23	-0.05	0.05	3.18*	3.28*
E	3.28	-0.05	0.05	3.23*	3.33*
L	0.40	-0.10	0.10	0.30*	0.50*

* Required entry

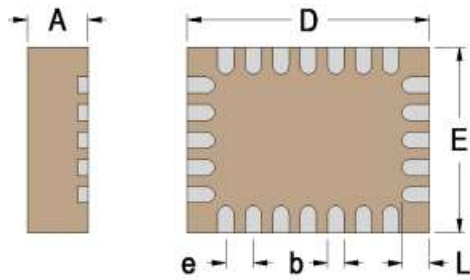


Figure 2

Use manufacturer's recommended dimensions

S	2.30
L	0.74
W	0.32
S1	2.25

Figure 3

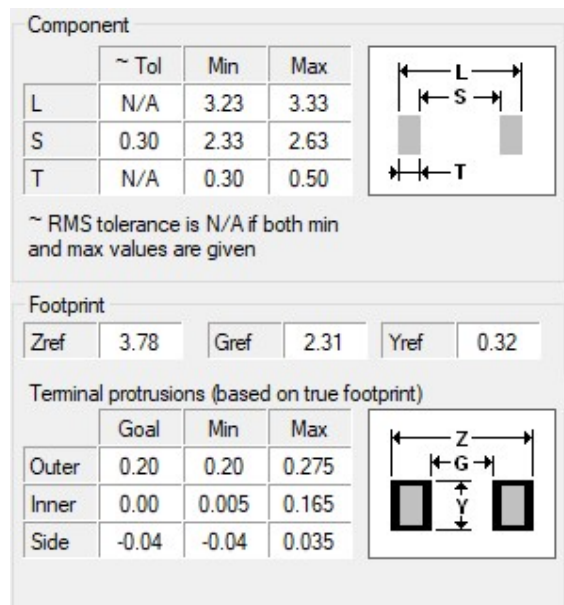


Figure 4

END OF DOCUMENT